



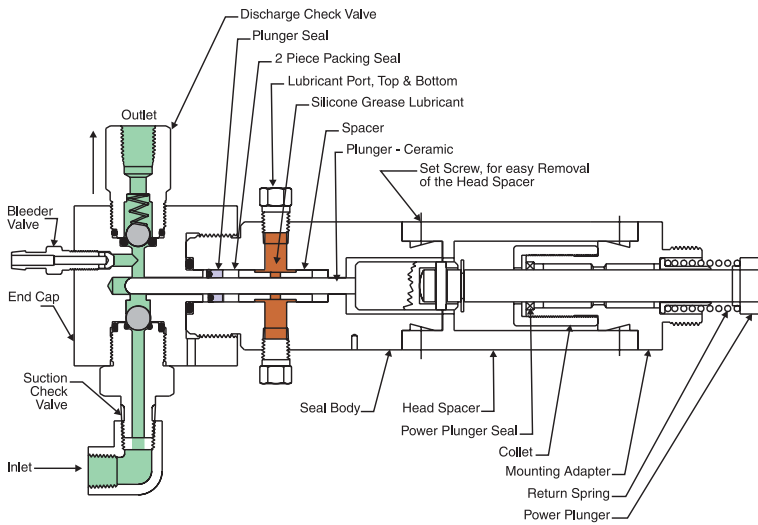
LINC
MILTON ROY

CHEMICAL METERING PUMPS



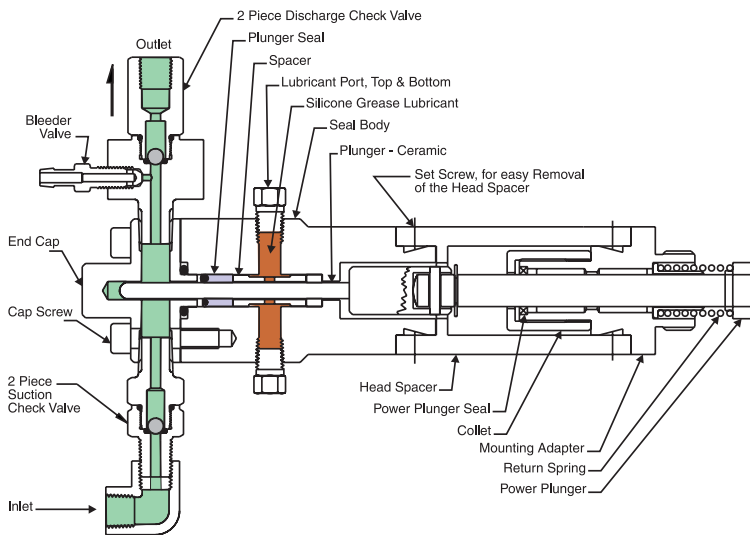
**ELECTRIC
SMALL FOOT PRINT
Up to 8 Pump Heads
PRESSURES up to 10,000 Psi
CERAMIC PLUNGERS STANDARD
PLUNGER & BELLOWS DISPLACEMENT
IN A VARIETY OF AUSTENITIC METALS**

LINC



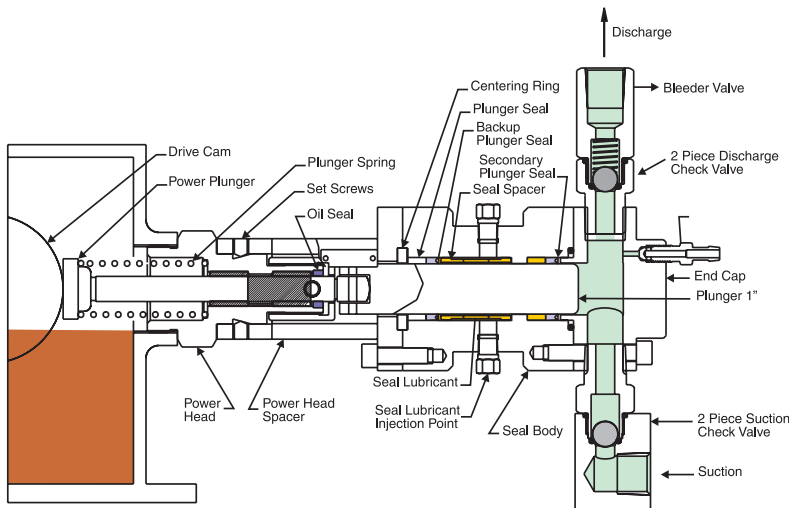
86 Series Electric 10,000 psi Pump Head

- Ceramic Plungers
- Plunger sizes in 1/4"
- 316 ss Check Valves
- Carbide Check Balls
- Variety of Plunger Seals
- In Process Stroke Adjustment
- In a Variety Austenitic Metals



86 Series Electric 5,000 psi Pump Head

- Pressure Ranges from 3,000 to 5,000 psi
- Ceramic Plungers
- Plunger sizes in 1/4", 3/8" and 1/2"
- 316 ss Check Valves
- Carbide Check Balls
- Variety of Plunger Seals
- In Process Stroke Adjustment
- In a Variety Austenitic Metals



86 Series Electric Dual Seal Pump Head

- Pressure to 1000 psi
- Ceramic Coated Plungers
- Plunger sizes in 3/4" and 1"
- 1/2"- 316 ss Check Valves
- Carbide Check Balls
- Variety of Plunger Seals
- In Process Stroke Adjustment
- In a Variety Austenitic Metals

Meets API 675 Requirements Where Applicable

86 Series Electric Bellows Pump Head, not shown

- Pressures up to 2,400 psi
- Ceramic Plungers
- Plunger sizes in 3/8", 1/2"
- 316 ss Check Valves
- Carbide Check Balls
- Dual Plunger Seals
- In a Variety Austenitic Metals
- In Process Stroke Adjustment
- Leak-Free Bellows Design Isolates Chemicals for Seal Longevity and Environmental Protection

